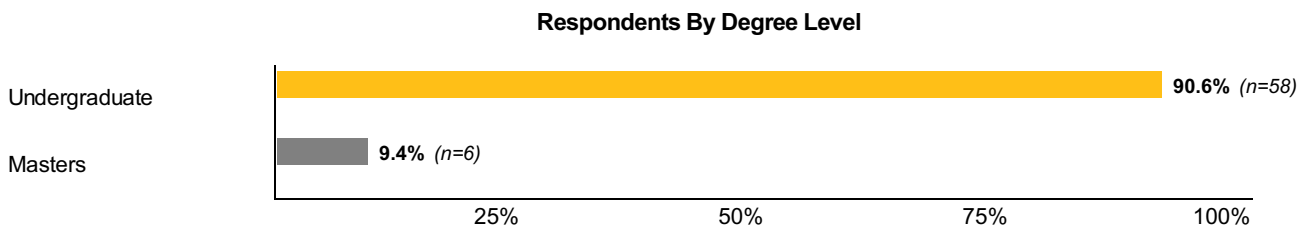
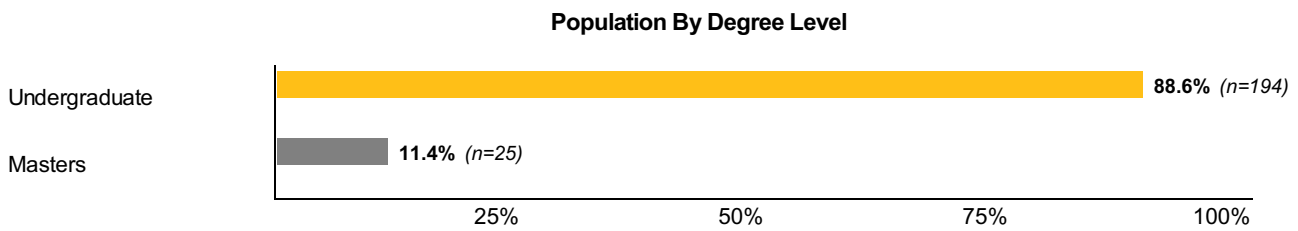
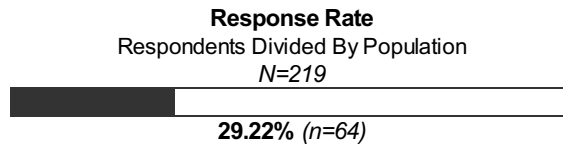




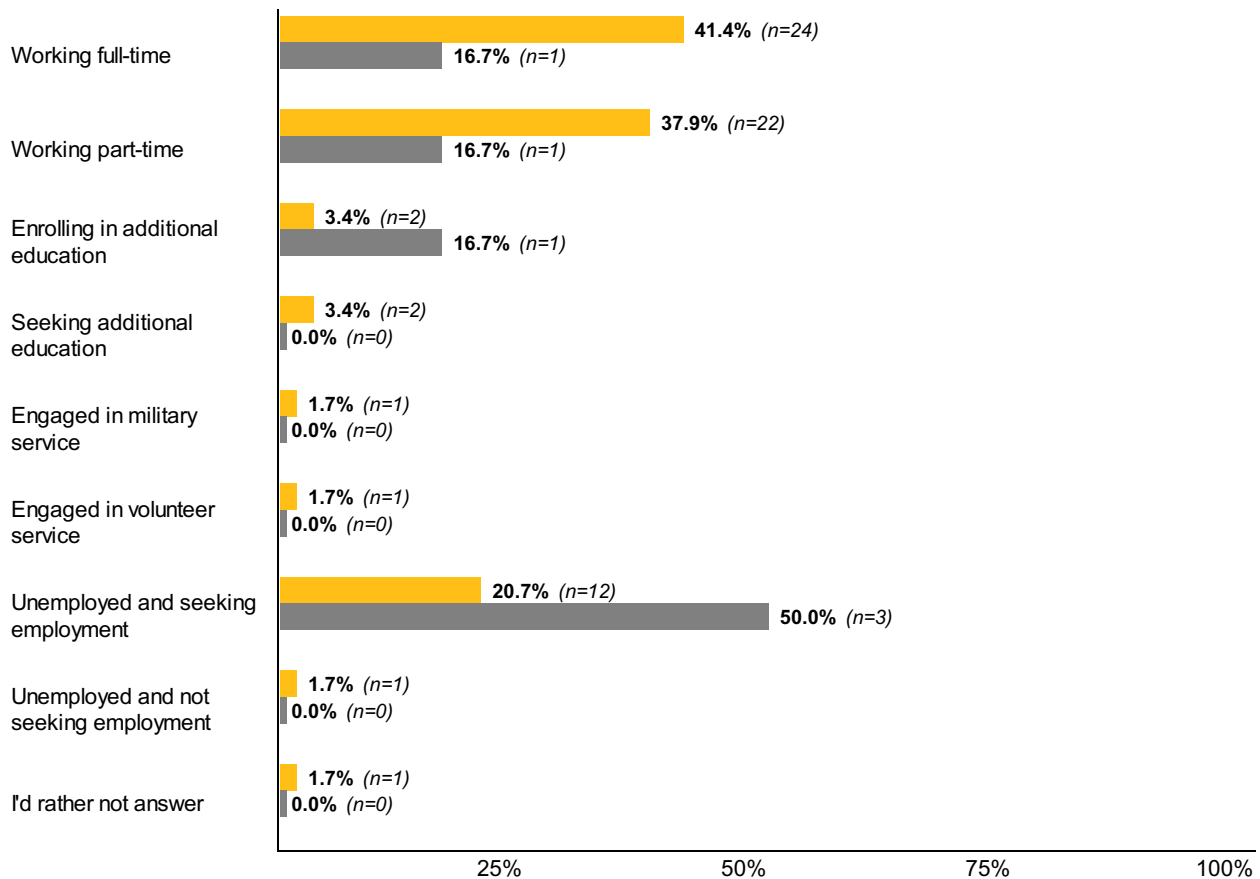
## Response Rate Summary



## General Outcomes

**Core 1:** Which of the following options represent your post-graduation situation at this time?  
(Select all that apply)

 Undergraduate (n=58)  
 Masters (n=6)





## General Outcomes

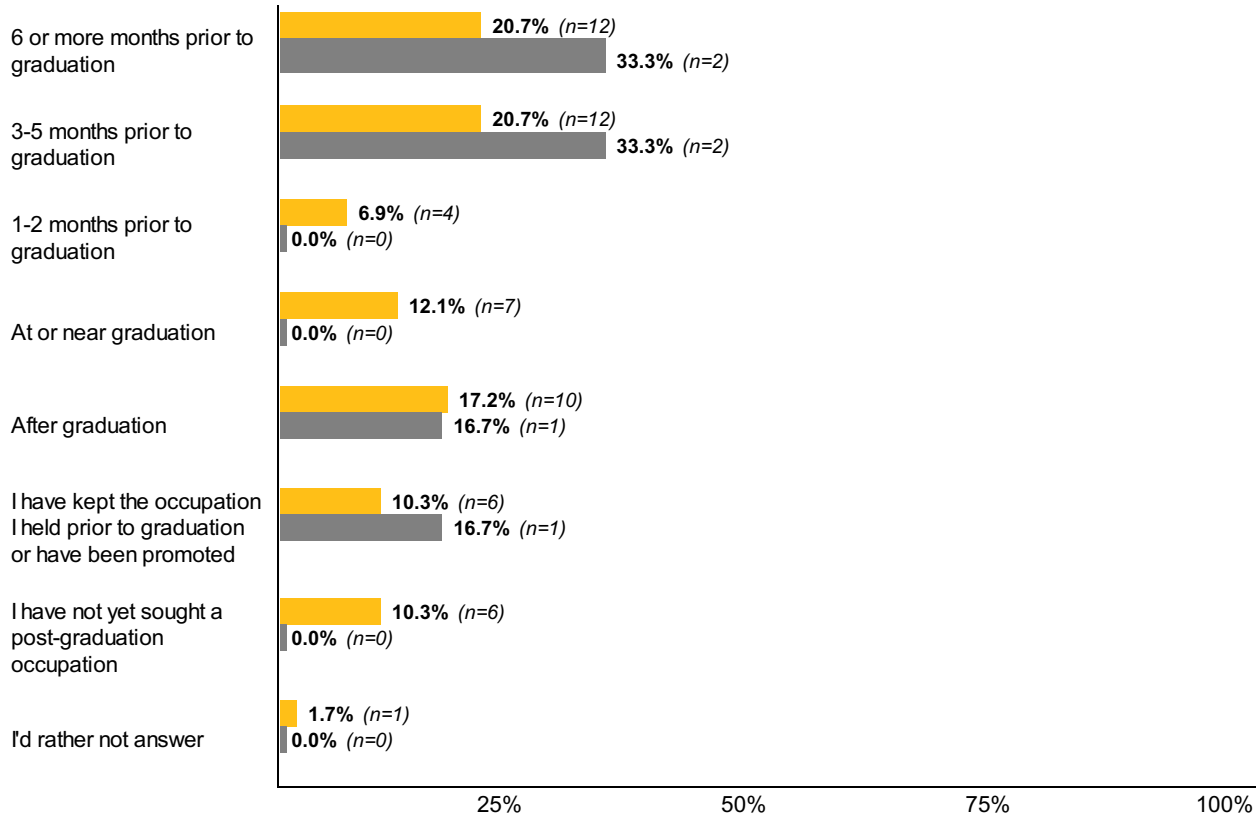
**Core 2:** Which of the options above would you identify as your primary status post-graduation?

	<b>Undergraduate</b> <i>n=58</i>	<b>Masters</b> <i>n=6</i>
Working full-time	<b>37.9%</b> ( <i>n=22</i> )	<b>16.7%</b> ( <i>n=1</i> )
Working part-time	<b>34.5%</b> ( <i>n=20</i> )	<b>16.7%</b> ( <i>n=1</i> )
Enrolling in additional education	<b>3.4%</b> ( <i>n=2</i> )	<b>16.7%</b> ( <i>n=1</i> )
Unemployed and seeking employment	<b>20.7%</b> ( <i>n=12</i> )	<b>50.0%</b> ( <i>n=3</i> )
Unemployed and not seeking employment	<b>1.7%</b> ( <i>n=1</i> )	<b>0.0%</b> ( <i>n=0</i> )
I'd rather not answer	<b>1.7%</b> ( <i>n=1</i> )	<b>0.0%</b> ( <i>n=0</i> )

## General Outcomes



**Core 3:** When did you begin to pursue your primary post-graduation occupation?

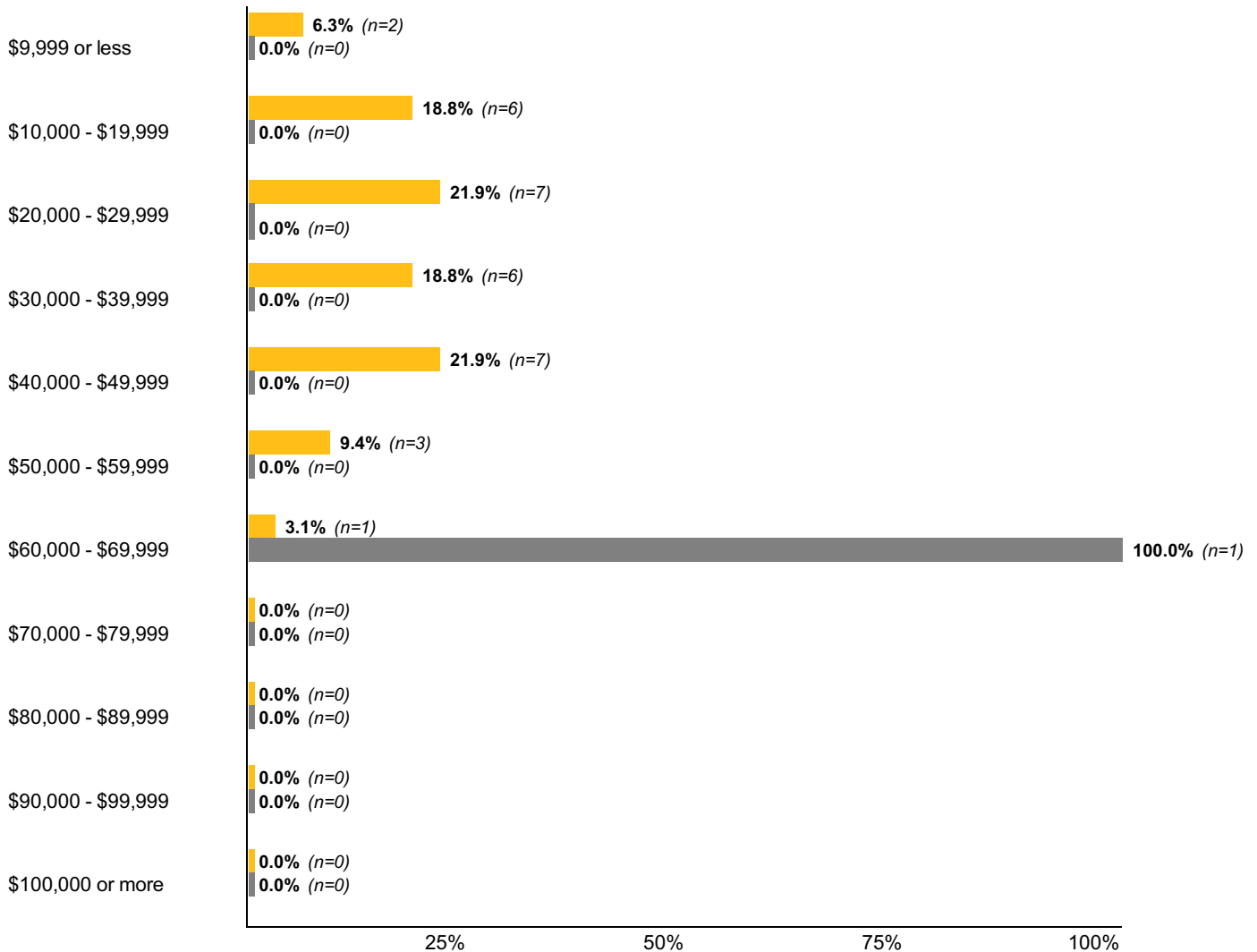
 Undergraduate (n=58)  
 Masters (n=6)



## Occupation

**Core 5:** Please enter your expected total annual income, and if applicable, guaranteed bonus(es) below.

 Undergraduate (n=32)  
 Masters (n=1)



Overall median income: **\$32,000**

Median income for *Undergraduate* students: **\$31,500**

Median income for *Masters* students: **\$60,000**

To protect respondent confidentiality, median incomes have been rounded to the nearest \$500 interval.

## Occupation

**Core 6:** Which of the following best describes your occupation?

	<b>Undergraduate</b> <i>n=38</i>	<b>Masters</b> <i>n=2</i>
Employed by an organization	<b>57.9%</b> ( <i>n=22</i> )	<b>50.0%</b> ( <i>n=1</i> )
Engaged in an entrepreneurial / start-up effort as an owner	<b>2.6%</b> ( <i>n=1</i> )	<b>0.0%</b> ( <i>n=0</i> )
Employed freelance	<b>7.9%</b> ( <i>n=3</i> )	<b>0.0%</b> ( <i>n=0</i> )
Self-employed	<b>7.9%</b> ( <i>n=3</i> )	<b>50.0%</b> ( <i>n=1</i> )
Employed in a temporary / contract work assignment	<b>7.9%</b> ( <i>n=3</i> )	<b>0.0%</b> ( <i>n=0</i> )
Employed in any other work category	<b>13.2%</b> ( <i>n=5</i> )	<b>0.0%</b> ( <i>n=0</i> )
I'd rather not answer	<b>2.6%</b> ( <i>n=1</i> )	<b>0.0%</b> ( <i>n=0</i> )

## Occupation

**Core 7:** Do you/will you hold more than one paid position?

	<b>Undergraduate</b> <i>n=38</i>	<b>Masters</b> <i>n=2</i>
Yes	<b>50.0%</b> ( <i>n=19</i> )	<b>50.0%</b> ( <i>n=1</i> )
No	<b>39.5%</b> ( <i>n=15</i> )	<b>50.0%</b> ( <i>n=1</i> )
I'd rather not answer	<b>10.5%</b> ( <i>n=4</i> )	<b>0.0%</b> ( <i>n=0</i> )

## Occupation: Industry

**Core 9 & Core 13:** Which of the following best describes the industry and job function of the occupation you do/will hold?

	<b>Undergraduate</b> <i>n=27</i>	<b>Masters</b> <i>n=2</i>
Design	<b>7.4%</b> ( <i>n=2</i> )	<b>100.0%</b> ( <i>n=2</i> )
Other / Unspecified	<b>7.4%</b> ( <i>n=2</i> )	<b>0.0%</b> ( <i>n=0</i> )
Healthcare / Health Services	<b>7.4%</b> ( <i>n=2</i> )	<b>0.0%</b> ( <i>n=0</i> )
Food & Beverage	<b>7.4%</b> ( <i>n=2</i> )	<b>0.0%</b> ( <i>n=0</i> )
Fashion & Textiles	<b>7.4%</b> ( <i>n=2</i> )	<b>0.0%</b> ( <i>n=0</i> )
Non-Profit / Philanthropy	<b>7.4%</b> ( <i>n=2</i> )	<b>0.0%</b> ( <i>n=0</i> )
Computer Games	<b>3.7%</b> ( <i>n=1</i> )	<b>0.0%</b> ( <i>n=0</i> )
Consumer Services	<b>3.7%</b> ( <i>n=1</i> )	<b>0.0%</b> ( <i>n=0</i> )
Retail / Wholesale	<b>3.7%</b> ( <i>n=1</i> )	<b>0.0%</b> ( <i>n=0</i> )
Hospitality - Hotel / Restaurant Management	<b>3.7%</b> ( <i>n=1</i> )	<b>0.0%</b> ( <i>n=0</i> )
Consumer Products	<b>3.7%</b> ( <i>n=1</i> )	<b>0.0%</b> ( <i>n=0</i> )
Graphic Design	<b>3.7%</b> ( <i>n=1</i> )	<b>0.0%</b> ( <i>n=0</i> )
Arts & Entertainment	<b>3.7%</b> ( <i>n=1</i> )	<b>0.0%</b> ( <i>n=0</i> )
Manufacturing	<b>3.7%</b> ( <i>n=1</i> )	<b>0.0%</b> ( <i>n=0</i> )
E-Commerce	<b>3.7%</b> ( <i>n=1</i> )	<b>0.0%</b> ( <i>n=0</i> )
Printing & Publishing	<b>3.7%</b> ( <i>n=1</i> )	<b>0.0%</b> ( <i>n=0</i> )
Architecture / Urban Planning	<b>3.7%</b> ( <i>n=1</i> )	<b>0.0%</b> ( <i>n=0</i> )
Health, Wellness & Fitness	<b>3.7%</b> ( <i>n=1</i> )	<b>0.0%</b> ( <i>n=0</i> )
Animation	<b>3.7%</b> ( <i>n=1</i> )	<b>0.0%</b> ( <i>n=0</i> )
Education	<b>3.7%</b> ( <i>n=1</i> )	<b>0.0%</b> ( <i>n=0</i> )





## Occupation: Job Function

**Core 9 & Core 13:** Which of the following best describes the industry and job function of the occupation you do/will hold?

	<b>Undergraduate</b> <i>n=25</i>	<b>Masters</b> <i>n=1</i>
Creative / Design	<b>28.0%</b> ( <i>n=7</i> )	<b>0.0%</b> ( <i>n=0</i> )
Customer Service	<b>8.0%</b> ( <i>n=2</i> )	<b>0.0%</b> ( <i>n=0</i> )
Not Specified	<b>8.0%</b> ( <i>n=2</i> )	<b>0.0%</b> ( <i>n=0</i> )
Retail	<b>8.0%</b> ( <i>n=2</i> )	<b>0.0%</b> ( <i>n=0</i> )
Other	<b>4.0%</b> ( <i>n=1</i> )	<b>100.0%</b> ( <i>n=1</i> )
Marketing	<b>8.0%</b> ( <i>n=2</i> )	<b>0.0%</b> ( <i>n=0</i> )
Administrative / Support Services	<b>4.0%</b> ( <i>n=1</i> )	<b>0.0%</b> ( <i>n=0</i> )
Healthcare / Health Services	<b>4.0%</b> ( <i>n=1</i> )	<b>0.0%</b> ( <i>n=0</i> )
Restaurant Management / Food Service	<b>4.0%</b> ( <i>n=1</i> )	<b>0.0%</b> ( <i>n=0</i> )
Management	<b>4.0%</b> ( <i>n=1</i> )	<b>0.0%</b> ( <i>n=0</i> )
Warehousing / Materials Management	<b>4.0%</b> ( <i>n=1</i> )	<b>0.0%</b> ( <i>n=0</i> )
Research	<b>4.0%</b> ( <i>n=1</i> )	<b>0.0%</b> ( <i>n=0</i> )
Research & Development	<b>4.0%</b> ( <i>n=1</i> )	<b>0.0%</b> ( <i>n=0</i> )
Manufacturing / Mechanical	<b>4.0%</b> ( <i>n=1</i> )	<b>0.0%</b> ( <i>n=0</i> )
Teaching / Education	<b>4.0%</b> ( <i>n=1</i> )	<b>0.0%</b> ( <i>n=0</i> )

## Occupation

**Core 10 & Core 14:** Please enter the location of your occupation.

	<b>Undergraduate</b> <i>n=26</i>	<b>Masters</b> <i>n=1</i>
OH	<b>80.8%</b> ( <i>n=21</i> )	<b>100.0%</b> ( <i>n=1</i> )
SC	<b>3.8%</b> ( <i>n=1</i> )	<b>0.0%</b> ( <i>n=0</i> )
WV	<b>3.8%</b> ( <i>n=1</i> )	<b>0.0%</b> ( <i>n=0</i> )
GA	<b>3.8%</b> ( <i>n=1</i> )	<b>0.0%</b> ( <i>n=0</i> )
IL	<b>3.8%</b> ( <i>n=1</i> )	<b>0.0%</b> ( <i>n=0</i> )
PA	<b>3.8%</b> ( <i>n=1</i> )	<b>0.0%</b> ( <i>n=0</i> )

## Occupation

**Core 15:** Which of these best describes your primary reason for being unemployed or not seeking employment?

	<b>Undergraduate</b> <i>n=13</i>	<b>Masters</b> <i>n=3</i>
Family or personal reasons	<b>7.7%</b> ( <i>n=1</i> )	<b>0.0%</b> ( <i>n=0</i> )
Unable to find employment related to career goals or area of study	<b>30.8%</b> ( <i>n=4</i> )	<b>66.7%</b> ( <i>n=2</i> )
Unable to find any employment	<b>23.1%</b> ( <i>n=3</i> )	<b>33.3%</b> ( <i>n=1</i> )
Other	<b>46.2%</b> ( <i>n=6</i> )	<b>0.0%</b> ( <i>n=0</i> )

## Occupation

**Core 16:** Have you received any offers for employment that you did not accept?

	<b>Undergraduate</b> <i>n=13</i>	<b>Masters</b> <i>n=3</i>
No	<b>92.3%</b> ( <i>n=12</i> )	<b>100.0%</b> ( <i>n=3</i> )
Yes	<b>7.7%</b> ( <i>n=1</i> )	<b>0.0%</b> ( <i>n=0</i> )



## Occupation

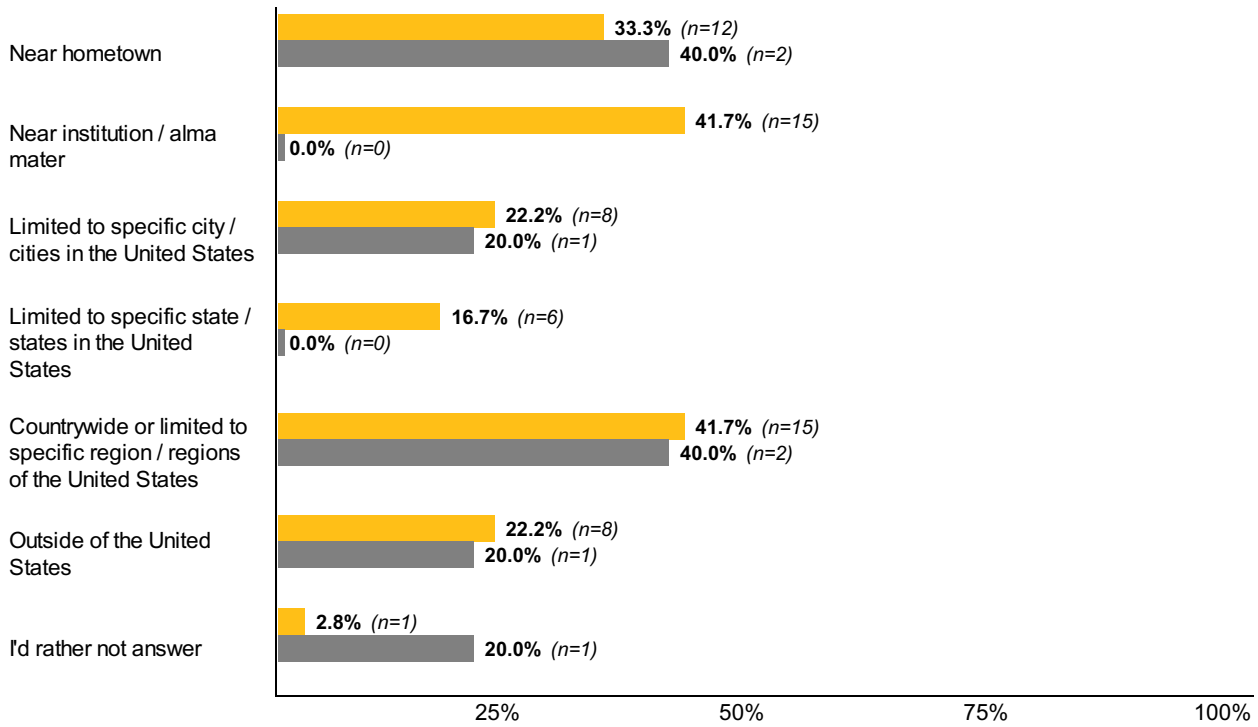
**Core 17:** Which of these best describe your reason(s) for not accepting your offer(s)? (Select all that apply)

	<b>Undergraduate</b> <i>n=1</i>	<b>Masters</b> <i>n=0</i>
Position unrelated to career goals or area of study	<b>100.0%</b> ( <i>n=1</i> )	<b>0.0%</b> ( <i>n=0</i> )

## Occupation

**Core 18:** Where geographically did you look when searching for your post-graduation occupation? (Select all that apply)

 Undergraduate (n=36)  
 Masters (n=5)



## Additional Education Enrollment

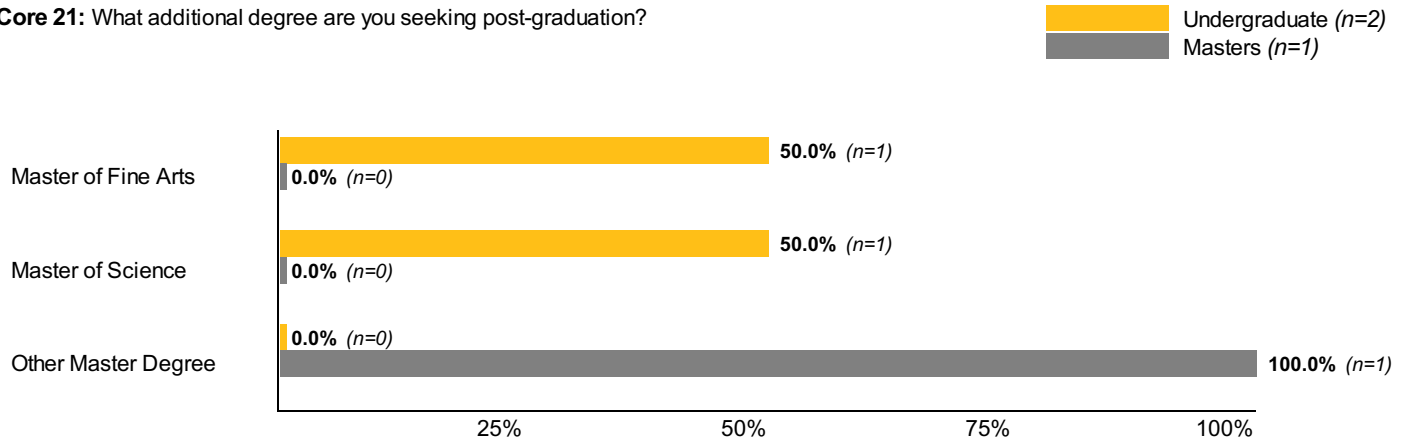
**Core 20:** Please answer each of the items below concerning the additional education you are pursuing.

	<b>Undergraduate</b> <i>n=2</i>	<b>Masters</b> <i>n=1</i>
Social sciences	<b>50.0%</b> ( <i>n=1</i> )	<b>0.0%</b> ( <i>n=0</i> )
Business, management, marketing, and related support services	<b>50.0%</b> ( <i>n=1</i> )	<b>0.0%</b> ( <i>n=0</i> )
Other	<b>0.0%</b> ( <i>n=0</i> )	<b>100.0%</b> ( <i>n=1</i> )



## Additional Education Enrollment

**Core 21:** What additional degree are you seeking post-graduation?





## Military Service

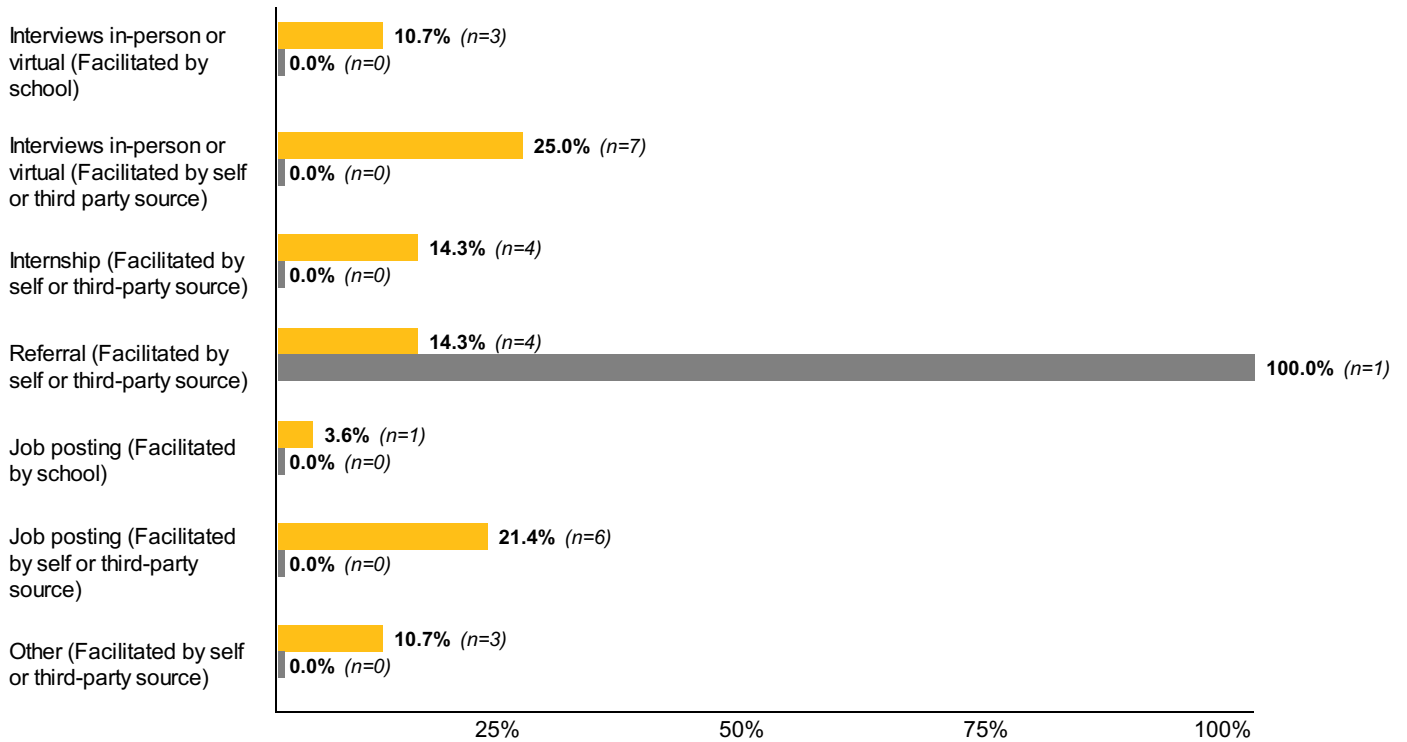
**Core 24:** In which branch of the military are you serving?

	Undergraduate <i>n=1</i>	Masters <i>n=0</i>
Army	<b>100.0%</b> ( <i>n=1</i> )	<b>0.0%</b> ( <i>n=0</i> )
Air Force	<b>0.0%</b> ( <i>n=0</i> )	<b>0.0%</b> ( <i>n=0</i> )
Coast Guard	<b>0.0%</b> ( <i>n=0</i> )	<b>0.0%</b> ( <i>n=0</i> )
Marines	<b>0.0%</b> ( <i>n=0</i> )	<b>0.0%</b> ( <i>n=0</i> )
Navy	<b>0.0%</b> ( <i>n=0</i> )	<b>0.0%</b> ( <i>n=0</i> )
I'd rather not answer	<b>0.0%</b> ( <i>n=0</i> )	<b>0.0%</b> ( <i>n=0</i> )

## Engagement

**Engagement 47:** Please indicate the primary job search activity that led to the job you accepted or hold. (Select one)

 Undergraduate (n=28)  
 Masters (n=1)



## Engagement

**Engagement 48:** How helpful did you find each of these resources when searching for an occupation?

	Undergraduate <i>n=47</i>	Masters <i>n=6</i>
Career Center Staff = Very Helpful	4.3% ( <i>n=2</i> )	16.7% ( <i>n=1</i> )
Career Center Staff = Helpful	27.7% ( <i>n=13</i> )	0.0% ( <i>n=0</i> )
Career Center Staff = Neither Helpful nor Unhelpful	14.9% ( <i>n=7</i> )	0.0% ( <i>n=0</i> )
Career Center Staff = Unhelpful	10.6% ( <i>n=5</i> )	0.0% ( <i>n=0</i> )
Career Center Staff = Very Unhelpful	8.5% ( <i>n=4</i> )	16.7% ( <i>n=1</i> )
Career Center Staff = I have never used this resource	34.0% ( <i>n=16</i> )	66.7% ( <i>n=4</i> )
Career Center Services = Very Helpful	4.3% ( <i>n=2</i> )	16.7% ( <i>n=1</i> )
Career Center Services = Helpful	27.7% ( <i>n=13</i> )	0.0% ( <i>n=0</i> )
Career Center Services = Neither Helpful nor Unhelpful	19.1% ( <i>n=9</i> )	0.0% ( <i>n=0</i> )
Career Center Services = Unhelpful	12.8% ( <i>n=6</i> )	16.7% ( <i>n=1</i> )
Career Center Services = Very Unhelpful	8.5% ( <i>n=4</i> )	16.7% ( <i>n=1</i> )
Career Center Services = I have never used this resource	27.7% ( <i>n=13</i> )	50.0% ( <i>n=3</i> )
Departmental Faculty / Staff / Services = Very Helpful	14.9% ( <i>n=7</i> )	33.3% ( <i>n=2</i> )
Departmental Faculty / Staff / Services = Helpful	40.4% ( <i>n=19</i> )	0.0% ( <i>n=0</i> )
Departmental Faculty / Staff / Services = Neither Helpful nor Unhelpful	17.0% ( <i>n=8</i> )	0.0% ( <i>n=0</i> )
Departmental Faculty / Staff / Services = Unhelpful	8.5% ( <i>n=4</i> )	16.7% ( <i>n=1</i> )
Departmental Faculty / Staff / Services = Very Unhelpful	4.3% ( <i>n=2</i> )	16.7% ( <i>n=1</i> )
Departmental Faculty / Staff / Services = I have never used this resource	14.9% ( <i>n=7</i> )	33.3% ( <i>n=2</i> )
Other Faculty / Staff / Services = Very Helpful	4.3% ( <i>n=2</i> )	0.0% ( <i>n=0</i> )
Other Faculty / Staff / Services = Helpful	31.9% ( <i>n=15</i> )	16.7% ( <i>n=1</i> )

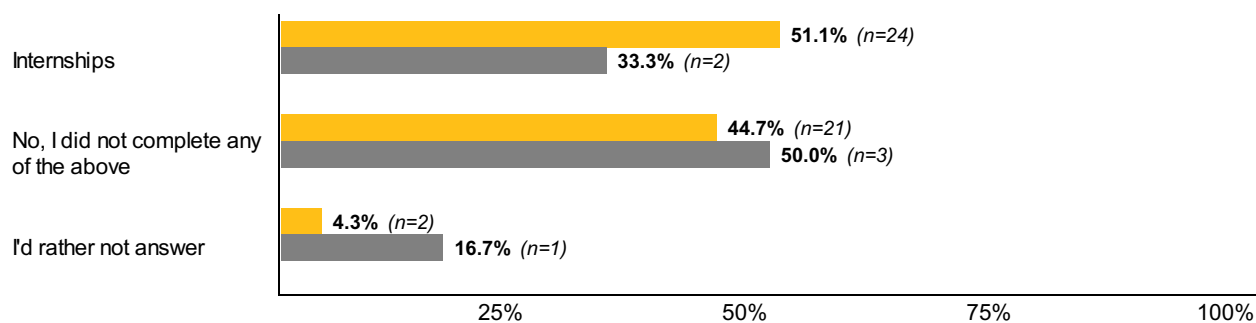
Other Faculty / Staff / Services = Neither Helpful nor Unhelpful	<b>27.7%</b> (n=13)	<b>0.0%</b> (n=0)
Other Faculty / Staff / Services = Unhelpful	<b>8.5%</b> (n=4)	<b>0.0%</b> (n=0)
Other Faculty / Staff / Services = Very Unhelpful	<b>4.3%</b> (n=2)	<b>16.7%</b> (n=1)
Other Faculty / Staff / Services = I have never used this resource	<b>23.4%</b> (n=11)	<b>50.0%</b> (n=3)
Academic Advising Staff / Services = Very Helpful	<b>4.3%</b> (n=2)	<b>0.0%</b> (n=0)
Academic Advising Staff / Services = Helpful	<b>19.1%</b> (n=9)	<b>16.7%</b> (n=1)
Academic Advising Staff / Services = Neither Helpful nor Unhelpful	<b>21.3%</b> (n=10)	<b>0.0%</b> (n=0)
Academic Advising Staff / Services = Unhelpful	<b>17.0%</b> (n=8)	<b>0.0%</b> (n=0)
Academic Advising Staff / Services = Very Unhelpful	<b>19.1%</b> (n=9)	<b>0.0%</b> (n=0)
Academic Advising Staff / Services = I have never used this resource	<b>19.1%</b> (n=9)	<b>66.7%</b> (n=4)
Alumni = Very Helpful	<b>2.1%</b> (n=1)	<b>16.7%</b> (n=1)
Alumni = Helpful	<b>38.3%</b> (n=18)	<b>0.0%</b> (n=0)
Alumni = Neither Helpful nor Unhelpful	<b>21.3%</b> (n=10)	<b>0.0%</b> (n=0)
Alumni = Unhelpful	<b>8.5%</b> (n=4)	<b>16.7%</b> (n=1)
Alumni = Very Unhelpful	<b>8.5%</b> (n=4)	<b>16.7%</b> (n=1)
Alumni = I have never used this resource	<b>21.3%</b> (n=10)	<b>50.0%</b> (n=3)
Family Members = Very Helpful	<b>6.4%</b> (n=3)	<b>0.0%</b> (n=0)
Family Members = Helpful	<b>29.8%</b> (n=14)	<b>33.3%</b> (n=2)
Family Members = Neither Helpful nor Unhelpful	<b>19.1%</b> (n=9)	<b>16.7%</b> (n=1)
Family Members = Unhelpful	<b>17.0%</b> (n=8)	<b>0.0%</b> (n=0)
Family Members = Very Unhelpful	<b>10.6%</b> (n=5)	<b>0.0%</b> (n=0)
Family Members = I have never used this resource	<b>17.0%</b> (n=8)	<b>50.0%</b> (n=3)
Bosses / Co-workers / Supervisors = Very Helpful	<b>6.4%</b> (n=3)	<b>33.3%</b> (n=2)
Bosses / Co-workers / Supervisors = Helpful	<b>36.2%</b> (n=17)	<b>0.0%</b> (n=0)
Bosses / Co-workers / Supervisors = Neither Helpful nor Unhelpful	<b>17.0%</b> (n=8)	<b>0.0%</b> (n=0)
Bosses / Co-workers / Supervisors = Unhelpful	<b>10.6%</b> (n=5)	<b>33.3%</b> (n=2)
Bosses / Co-workers / Supervisors = Very Unhelpful	<b>6.4%</b> (n=3)	<b>0.0%</b> (n=0)
Bosses / Co-workers / Supervisors = I have never used this resource	<b>23.4%</b> (n=11)	<b>33.3%</b> (n=2)

Professional Contacts / Organizations = Very Helpful	<b>19.1%</b> (n=9)	<b>16.7%</b> (n=1)
Professional Contacts / Organizations = Helpful	<b>31.9%</b> (n=15)	<b>33.3%</b> (n=2)
Professional Contacts / Organizations = Neither Helpful nor Unhelpful	<b>17.0%</b> (n=8)	<b>16.7%</b> (n=1)
Professional Contacts / Organizations = Unhelpful	<b>8.5%</b> (n=4)	<b>33.3%</b> (n=2)
Professional Contacts / Organizations = Very Unhelpful	<b>6.4%</b> (n=3)	<b>0.0%</b> (n=0)
Professional Contacts / Organizations = I have never used this resource	<b>17.0%</b> (n=8)	<b>0.0%</b> (n=0)
Peers = Very Helpful	<b>19.1%</b> (n=9)	<b>33.3%</b> (n=2)
Peers = Helpful	<b>36.2%</b> (n=17)	<b>16.7%</b> (n=1)
Peers = Neither Helpful nor Unhelpful	<b>23.4%</b> (n=11)	<b>0.0%</b> (n=0)
Peers = Unhelpful	<b>10.6%</b> (n=5)	<b>33.3%</b> (n=2)
Peers = Very Unhelpful	<b>4.3%</b> (n=2)	<b>0.0%</b> (n=0)
Peers = I have never used this resource	<b>6.4%</b> (n=3)	<b>16.7%</b> (n=1)

## Engagement

**Experiential 49:** Did you complete any of the following while working on your degree? (Select all that apply)

 Undergraduate (*n*=47)  
 Masters (*n*=6)



## Internships

**Experiential 51:** How many internships did you complete?

	<b>Undergraduate</b> <i>n=24</i>	<b>Masters</b> <i>n=2</i>
1	<b>66.7%</b> ( <i>n=16</i> )	<b>100.0%</b> ( <i>n=2</i> )
2	<b>25.0%</b> ( <i>n=6</i> )	<b>0.0%</b> ( <i>n=0</i> )
3	<b>4.2%</b> ( <i>n=1</i> )	<b>0.0%</b> ( <i>n=0</i> )
4	<b>0.0%</b> ( <i>n=0</i> )	<b>0.0%</b> ( <i>n=0</i> )
5	<b>4.2%</b> ( <i>n=1</i> )	<b>0.0%</b> ( <i>n=0</i> )
More than 5	<b>0.0%</b> ( <i>n=0</i> )	<b>0.0%</b> ( <i>n=0</i> )





## Internships

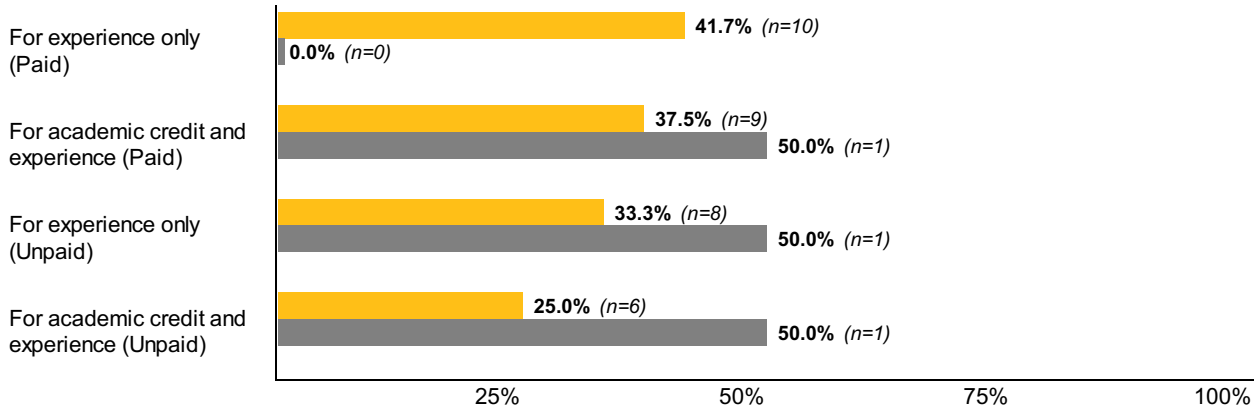
**Experiential 52:** Please indicate if these experiences were full or part-time. (Select all that apply)

	<b>Undergraduate</b> <i>n=24</i>	<b>Masters</b> <i>n=2</i>
Part-time	<b>70.8%</b> ( <i>n=17</i> )	<b>50.0%</b> ( <i>n=1</i> )
Full-time	<b>45.8%</b> ( <i>n=11</i> )	<b>50.0%</b> ( <i>n=1</i> )

## Internships

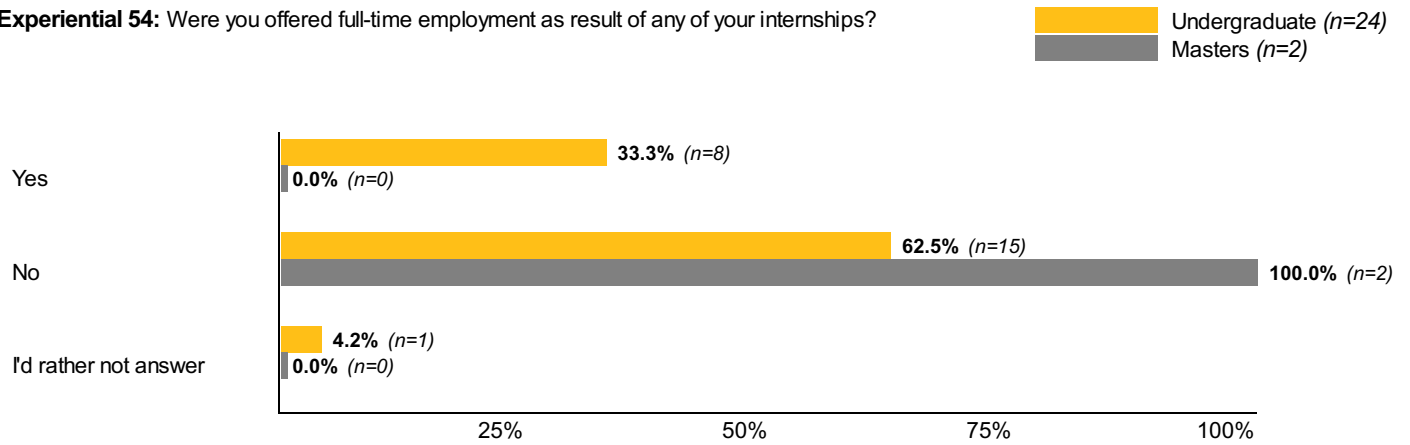
**Experiential 53:** What types of internships did you complete? (Select all that apply)

 Undergraduate (n=24)  
 Masters (n=2)





## Internships

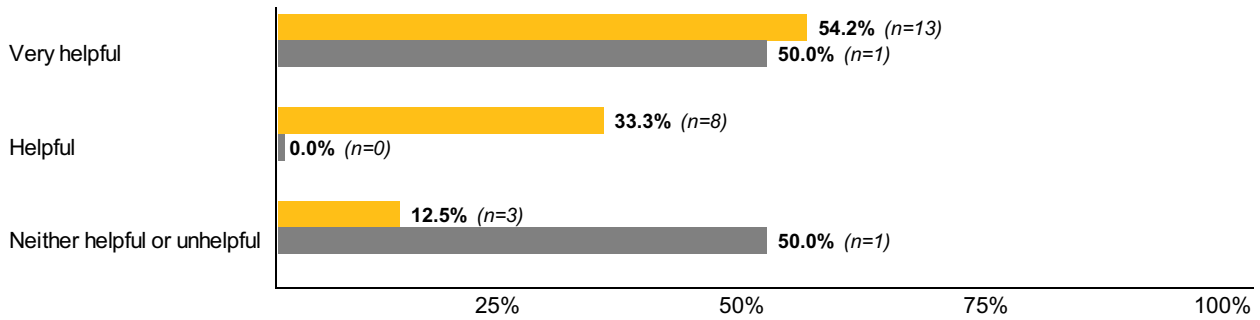
**Experiential 54:** Were you offered full-time employment as result of any of your internships?



## Internships

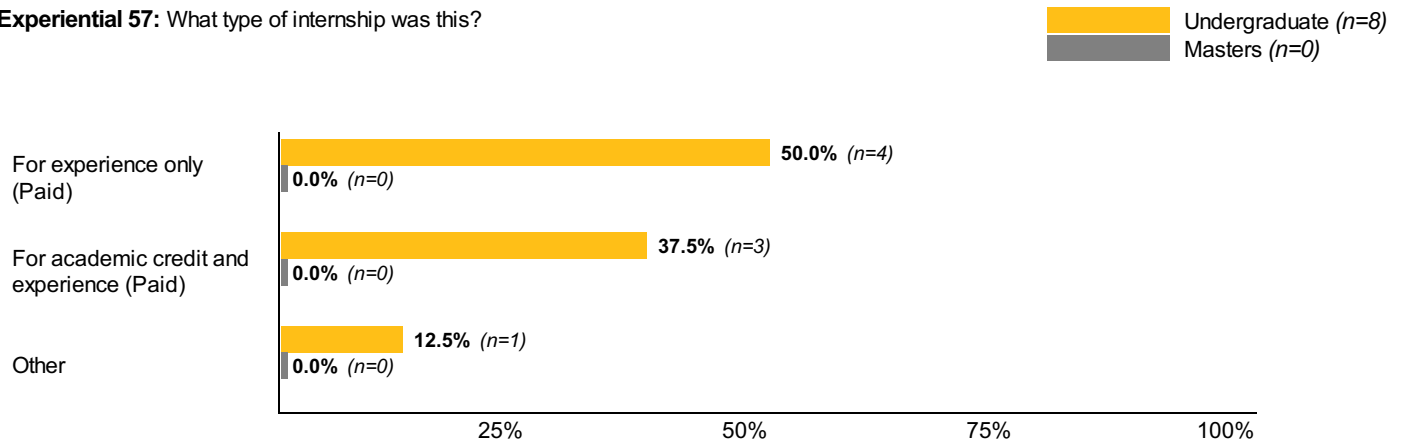
**Experiential 55:** Overall, how helpful were your internships in preparing you for the workplace/your career?

 Undergraduate (n=24)  
 Masters (n=2)





## Internships

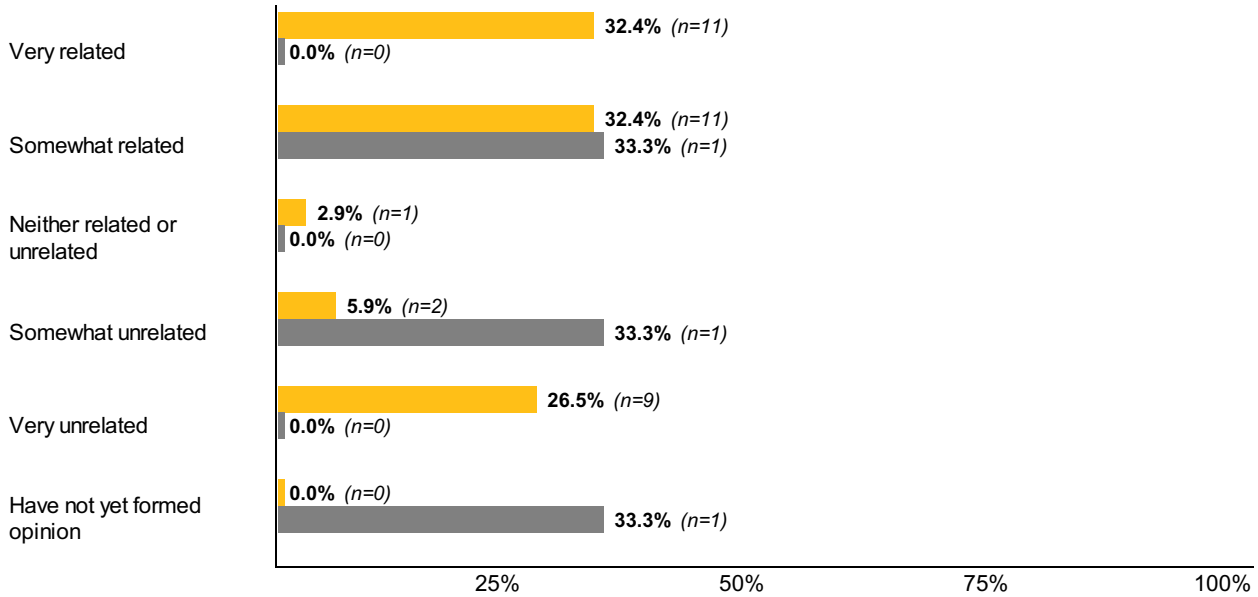
**Experiential 57:** What type of internship was this?



## Satisfaction



**Satisfaction 105:** How related is your primary post-graduation occupation to your program/area of study?

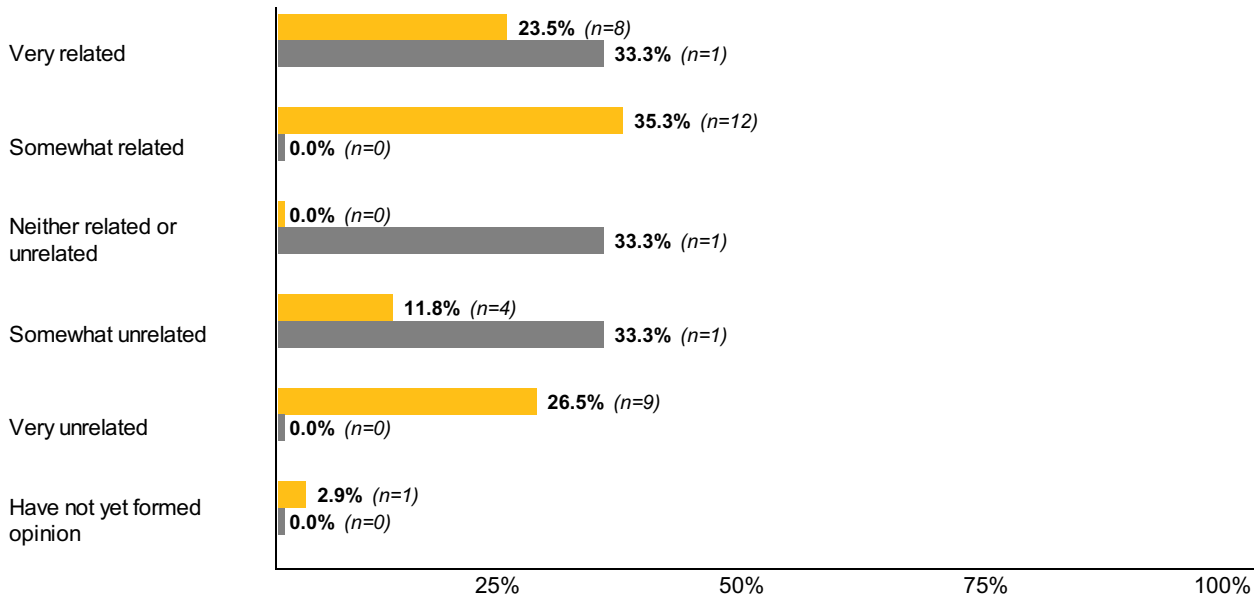
 Undergraduate (*n*=34)  
 Masters (*n*=3)



## Satisfaction



**Satisfaction 106:** How related is your primary post-graduation occupation to your career goals?

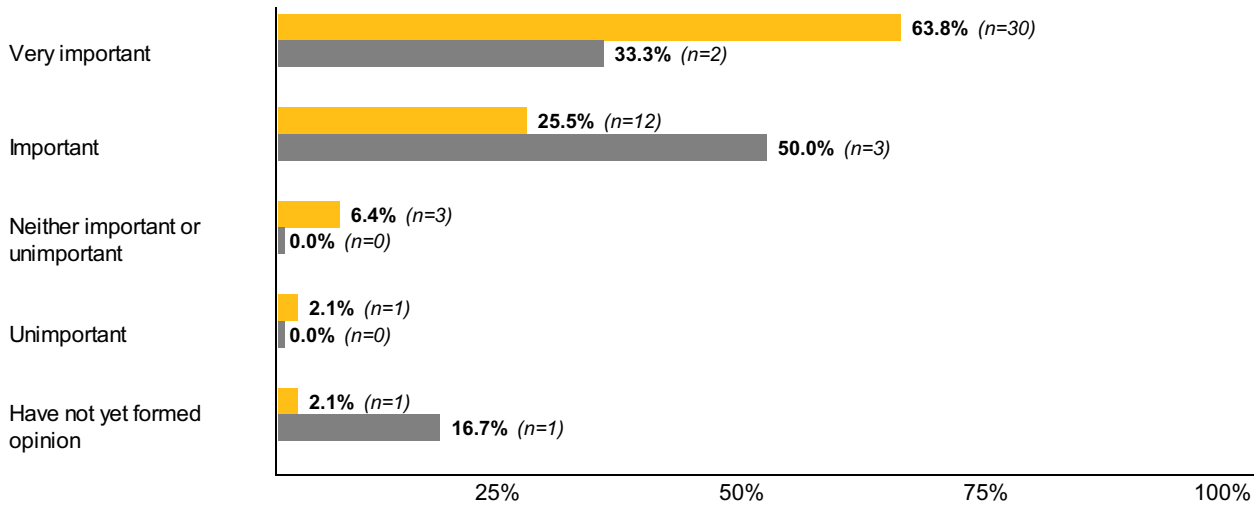
 Undergraduate (*n*=34)  
 Masters (*n*=3)



## Satisfaction

**Satisfaction 107:** How important to you is it that your primary post-graduation occupation or career is related to your program/area of study?



 Undergraduate (n=47)  
 Masters (n=6)

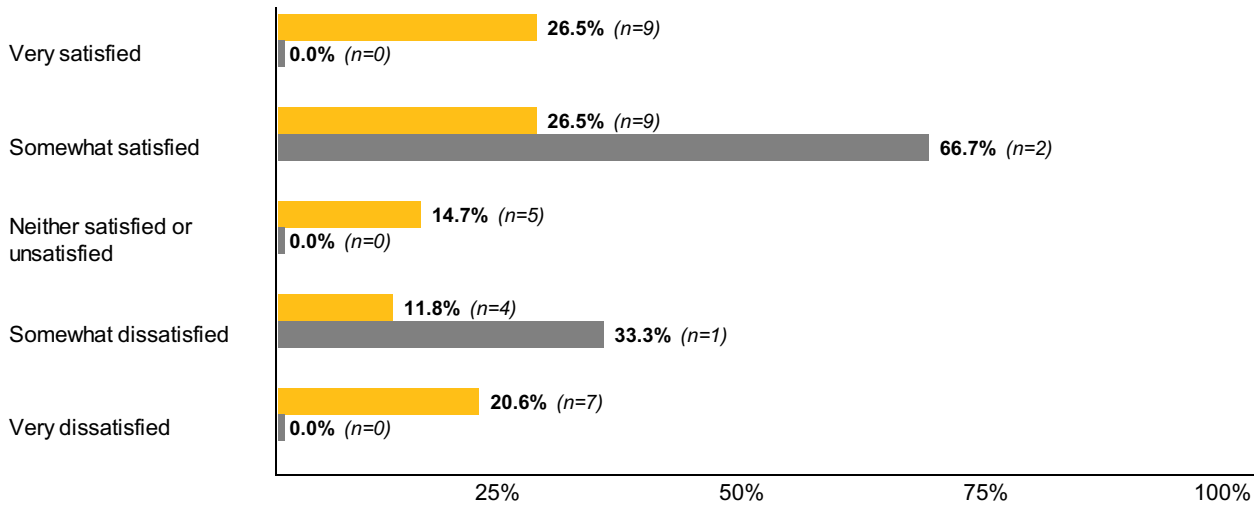




## Satisfaction

**Satisfaction 108:** How satisfied are you with your primary post-graduation occupation?

 Undergraduate (*n*=34)  
 Masters (*n*=3)



## Motivation

**Motivation 109:** Which of these best describes your situation before beginning the degree you recently completed? (Select all that apply)

	<b>Undergraduate</b> <i>n=47</i>	<b>Masters</b> <i>n=6</i>
Recently completed high school or GED	<b>80.9%</b> ( <i>n=38</i> )	<b>0.0%</b> ( <i>n=0</i> )
Working part-time	<b>34.0%</b> ( <i>n=16</i> )	<b>0.0%</b> ( <i>n=0</i> )
Working full-time	<b>17.0%</b> ( <i>n=8</i> )	<b>50.0%</b> ( <i>n=3</i> )
Recently completed post-secondary education	<b>8.5%</b> ( <i>n=4</i> )	<b>16.7%</b> ( <i>n=1</i> )
Self-employed	<b>8.5%</b> ( <i>n=4</i> )	<b>16.7%</b> ( <i>n=1</i> )
Unemployed and seeking employment	<b>4.3%</b> ( <i>n=2</i> )	<b>0.0%</b> ( <i>n=0</i> )
Caring for children or other family	<b>4.3%</b> ( <i>n=2</i> )	<b>0.0%</b> ( <i>n=0</i> )
Other	<b>2.1%</b> ( <i>n=1</i> )	<b>16.7%</b> ( <i>n=1</i> )
Engaged in military service	<b>2.1%</b> ( <i>n=1</i> )	<b>0.0%</b> ( <i>n=0</i> )
Unemployed and not seeking employment	<b>2.1%</b> ( <i>n=1</i> )	<b>0.0%</b> ( <i>n=0</i> )

## Motivation

**Motivation 110:** What was your primary motivation when beginning the degree you recently completed?

	<b>Undergraduate</b> <i>n=47</i>	<b>Masters</b> <i>n=6</i>
Personal enrichment	<b>36.2%</b> ( <i>n=17</i> )	<b>16.7%</b> ( <i>n=1</i> )
Job satisfaction	<b>31.9%</b> ( <i>n=15</i> )	<b>0.0%</b> ( <i>n=0</i> )
Employment opportunities	<b>23.4%</b> ( <i>n=11</i> )	<b>50.0%</b> ( <i>n=3</i> )
Other	<b>4.3%</b> ( <i>n=2</i> )	<b>33.3%</b> ( <i>n=2</i> )
Professional prestige	<b>4.3%</b> ( <i>n=2</i> )	<b>0.0%</b> ( <i>n=0</i> )

## Motivation

**Motivation 111:** What was your primary motivation when finishing the degree you recently completed?

	<b>Undergraduate</b> <i>n=47</i>	<b>Masters</b> <i>n=6</i>
Employment opportunities	<b>44.7%</b> ( <i>n=21</i> )	<b>16.7%</b> ( <i>n=1</i> )
Job satisfaction	<b>23.4%</b> ( <i>n=11</i> )	<b>33.3%</b> ( <i>n=2</i> )
Personal enrichment	<b>19.1%</b> ( <i>n=9</i> )	<b>16.7%</b> ( <i>n=1</i> )
Impact on society	<b>8.5%</b> ( <i>n=4</i> )	<b>16.7%</b> ( <i>n=1</i> )
Other	<b>2.1%</b> ( <i>n=1</i> )	<b>16.7%</b> ( <i>n=1</i> )
Income potential	<b>2.1%</b> ( <i>n=1</i> )	<b>0.0%</b> ( <i>n=0</i> )

## Motivation

**Motivation 112:** How helpful was your degree in allowing you to affect each of the following outcomes? Please rate each option from "Very Unhelpful" to "Very Helpful."

	<b>Undergraduate</b> <i>n=47</i>	<b>Masters</b> <i>n=6</i>
Employment opportunities = Very Helpful	<b>10.6%</b> ( <i>n=5</i> )	<b>0.0%</b> ( <i>n=0</i> )
Employment opportunities = Helpful	<b>29.8%</b> ( <i>n=14</i> )	<b>16.7%</b> ( <i>n=1</i> )
Employment opportunities = Neither Helpful nor Unhelpful	<b>34.0%</b> ( <i>n=16</i> )	<b>16.7%</b> ( <i>n=1</i> )
Employment opportunities = Unhelpful	<b>8.5%</b> ( <i>n=4</i> )	<b>0.0%</b> ( <i>n=0</i> )
Employment opportunities = Very Unhelpful	<b>10.6%</b> ( <i>n=5</i> )	<b>16.7%</b> ( <i>n=1</i> )
Employment opportunities = Have not yet formed opinion	<b>6.4%</b> ( <i>n=3</i> )	<b>50.0%</b> ( <i>n=3</i> )
Impact on society = Very Helpful	<b>8.5%</b> ( <i>n=4</i> )	<b>0.0%</b> ( <i>n=0</i> )
Impact on society = Helpful	<b>34.0%</b> ( <i>n=16</i> )	<b>33.3%</b> ( <i>n=2</i> )
Impact on society = Neither Helpful nor Unhelpful	<b>34.0%</b> ( <i>n=16</i> )	<b>16.7%</b> ( <i>n=1</i> )
Impact on society = Unhelpful	<b>10.6%</b> ( <i>n=5</i> )	<b>0.0%</b> ( <i>n=0</i> )
Impact on society = Very Unhelpful	<b>6.4%</b> ( <i>n=3</i> )	<b>16.7%</b> ( <i>n=1</i> )
Impact on society = Have not yet formed opinion	<b>6.4%</b> ( <i>n=3</i> )	<b>33.3%</b> ( <i>n=2</i> )
Income potential = Very Helpful	<b>8.5%</b> ( <i>n=4</i> )	<b>16.7%</b> ( <i>n=1</i> )
Income potential = Helpful	<b>34.0%</b> ( <i>n=16</i> )	<b>16.7%</b> ( <i>n=1</i> )
Income potential = Neither Helpful nor Unhelpful	<b>29.8%</b> ( <i>n=14</i> )	<b>0.0%</b> ( <i>n=0</i> )
Income potential = Unhelpful	<b>10.6%</b> ( <i>n=5</i> )	<b>0.0%</b> ( <i>n=0</i> )
Income potential = Very Unhelpful	<b>6.4%</b> ( <i>n=3</i> )	<b>16.7%</b> ( <i>n=1</i> )
Income potential = Have not yet formed opinion	<b>10.6%</b> ( <i>n=5</i> )	<b>50.0%</b> ( <i>n=3</i> )
Job satisfaction = Very Helpful	<b>17.0%</b> ( <i>n=8</i> )	<b>0.0%</b> ( <i>n=0</i> )
Job satisfaction = Helpful	<b>36.2%</b> ( <i>n=17</i> )	<b>0.0%</b> ( <i>n=0</i> )

Job satisfaction = Neither Helpful nor Unhelpful	<b>25.5%</b> (n=12)	<b>0.0%</b> (n=0)
Job satisfaction = Unhelpful	<b>6.4%</b> (n=3)	<b>16.7%</b> (n=1)
Job satisfaction = Very Unhelpful	<b>4.3%</b> (n=2)	<b>16.7%</b> (n=1)
Job satisfaction = Have not yet formed opinion	<b>10.6%</b> (n=5)	<b>66.7%</b> (n=4)
Personal enrichment = Very Helpful	<b>34.0%</b> (n=16)	<b>33.3%</b> (n=2)
Personal enrichment = Helpful	<b>38.3%</b> (n=18)	<b>16.7%</b> (n=1)
Personal enrichment = Neither Helpful nor Unhelpful	<b>19.1%</b> (n=9)	<b>16.7%</b> (n=1)
Personal enrichment = Unhelpful	<b>0.0%</b> (n=0)	<b>0.0%</b> (n=0)
Personal enrichment = Very Unhelpful	<b>2.1%</b> (n=1)	<b>16.7%</b> (n=1)
Personal enrichment = Have not yet formed opinion	<b>6.4%</b> (n=3)	<b>16.7%</b> (n=1)
Professional prestige = Very Helpful	<b>14.9%</b> (n=7)	<b>0.0%</b> (n=0)
Professional prestige = Helpful	<b>36.2%</b> (n=17)	<b>0.0%</b> (n=0)
Professional prestige = Neither Helpful nor Unhelpful	<b>27.7%</b> (n=13)	<b>33.3%</b> (n=2)
Professional prestige = Unhelpful	<b>2.1%</b> (n=1)	<b>0.0%</b> (n=0)
Professional prestige = Very Unhelpful	<b>8.5%</b> (n=4)	<b>16.7%</b> (n=1)
Professional prestige = Have not yet formed opinion	<b>10.6%</b> (n=5)	<b>50.0%</b> (n=3)